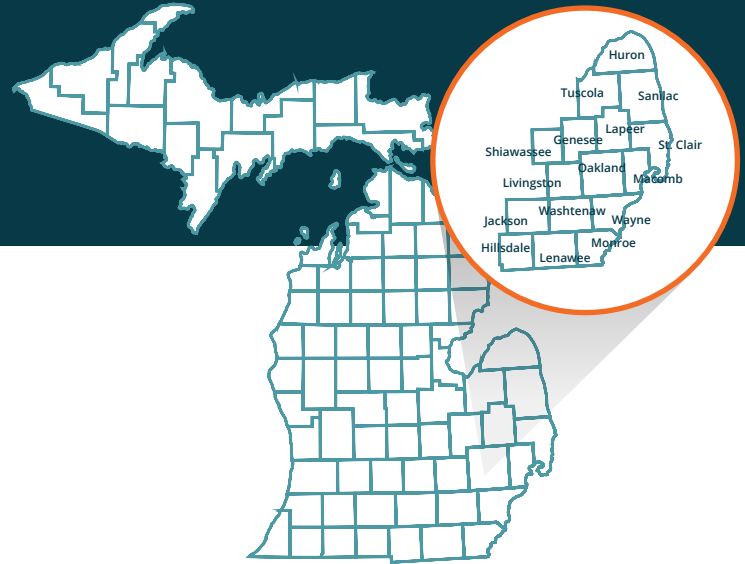


WIN RPI REGION 9 COMMUTING PATTERN REPORT

WORKFORCE
INTELLIGENCE
NETWORK



Introduction

The Workforce Intelligence Network for Southeast Michigan (WIN) partnership is a collaboration of six Michigan Works! Agencies (MWAs) and ten community colleges across a 16-county region in Michigan. The counties in the WIN partnership include: Genesee, Hillsdale, Huron, Jackson, Lapeer, Lenawee, Livingston, Macomb, Monroe, Oakland, Saint Clair, Sanilac, Shiawassee, Tuscola, Washtenaw, and Wayne, along with the City of Detroit.

The WIN partnership region's labor shed highlights why, when it comes to talent, we must think regionally: The workforce is mobile. Although 91.0% of the region's workforce live and work¹ in the 16-county area, not all residents work in their home county. It is not uncommon for workers to commute one or two counties over for work. This means that the residents in every county should be ready for the job demands of employers hiring throughout southeast Michigan.

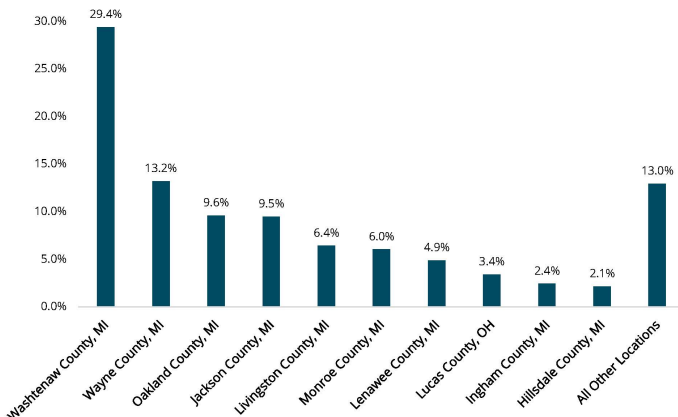
This document provides detailed information on where employees in the area commute to and from each day for work, how far they travel, along with other information about workers and businesses in the area. For more detail on the labor market please see WIN's Quarterly Labor Market Report publications.

Where Residents Work

In 2015, Region 9's workforce consisted of 403,480 residents. 235,629 (58.4%) of the residents lived and worked within Region 9, while the remaining 167,851 residents (41.6%) traveled outside of the region for work. Since 2014, the number of residents that traveled outside of the region for work increased by 2,008 (1.2%) individuals from 165,843 to 167,851.

Region 9 residents were somewhat more mobile in 2015 than in 2014. In 2015, 33.1% of the region's mobile workforce (133,354 individuals) traveled more than 25 miles to their place of employment, compared to 2014, when 32.9% of the workforce (134,501 individuals) traveled more than 25 miles. Washtenaw was the most popular destination within Region 9 for residents to find employment. 118,685 residents (29.4% of the region's workforce) were employed in Washtenaw County during 2015, followed by 53,357 residents (13.2% of the region's workforce) that traveled out of the region to Wayne County.

Where Region 9 Residents Work



Source: U.S. Census OnTheMap, 2015
Analysis: Workforce Intelligence Network



19,995

BUSINESS ESTABLISHMENTS
IN 2015



73,290

JOBS POSTED ONLINE
IN 2015



235,629

WORKERS THAT LIVED AND
WORKED IN REGION 9



133,354

RESIDENTS TRAVELING MORE
THAN 25 MILES TO WORK

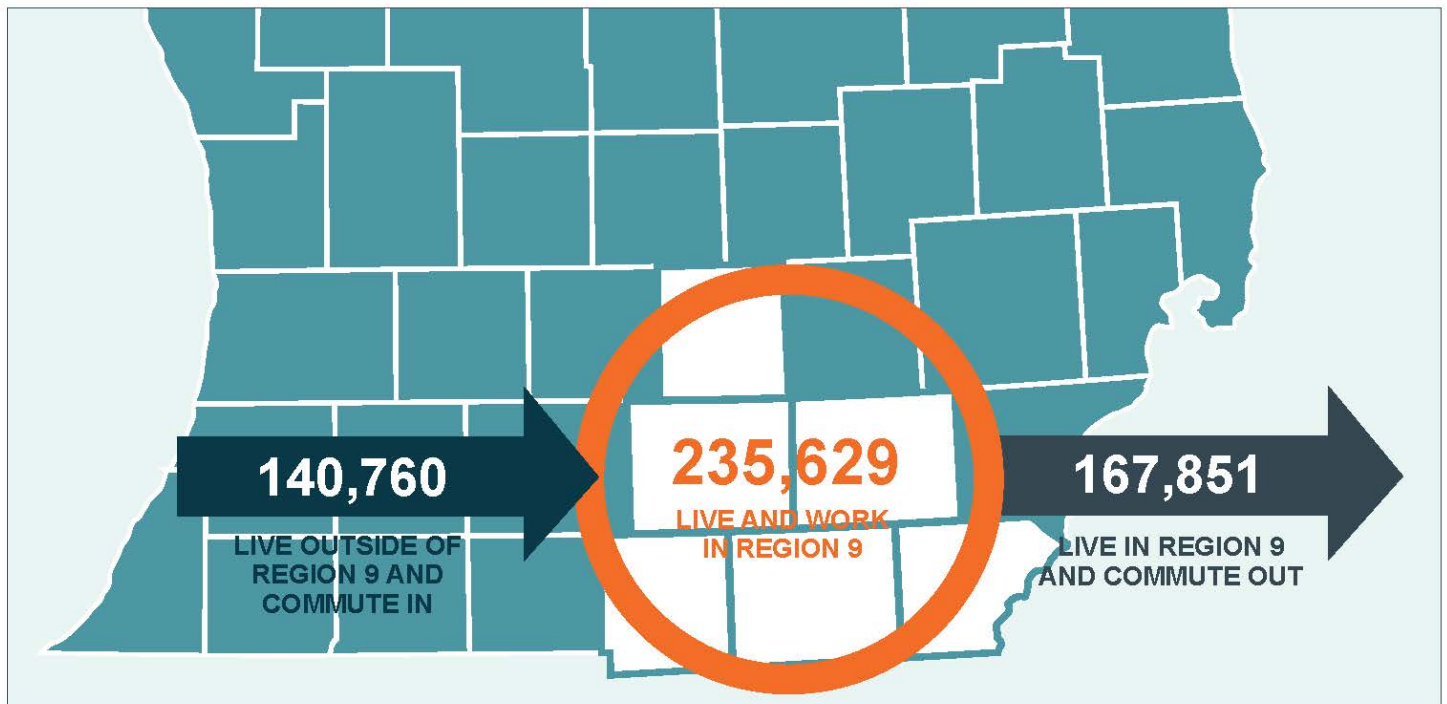
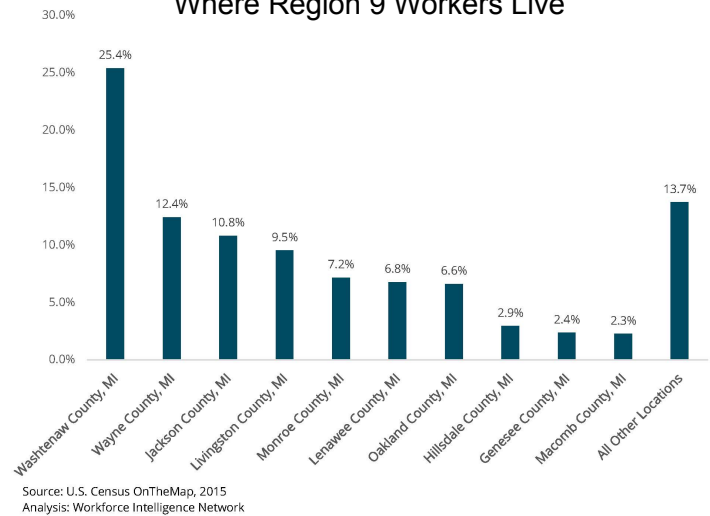
REGION 9 COMMUTING PATTERN REPORT

Where Workers Live

In 2015, 376,389 workers were employed in Region 9. 140,760 (37.4%) of those workers were employed in Region 9, but lived outside of its borders. Of those that traveled to Region 9 for work, 40,710 (28.9%) of the workers were 29 or younger. While Region 9 employers attracted many young workers in 2015, 73,728 (52.4%) of the internal jobs were filled by workers between the ages of 30 and 54. This indicates a desire for experienced workers in Region 9.

The great majority of workers employed in Region 9 reside in either Washtenaw or Wayne counties. 95,584 (25.4%) of Region 9 workers reside in Washtenaw County, followed by 46,778 (12.4%) that travel in from Wayne County and 40,699 (10.8%) that travel in from Jackson County. 115,987 (30.8%) of the 376,389 workers in Region 9 traveled more than 25 miles to their place of employment in 2015.

Where Region 9 Workers Live



¹ This fact and labor shed statistics throughout this brief are analyzed from the U.S. Census OnTheMap, Center for Economic Studies (2015).